

Mainsail: 6001204 Torodd Dehler 29-1 Main V2- 1227.des

Design Info
=====

Design File:
C:\Users\Administrator\Desktop\6001204 Torodd Dehler 29-1 Main V2- 1227.des

Initial Design Date: 13/12/2022
Boat:

Comments:

Client:

Design Data
=====

Main

Measurements

Luff geodesic: 11.180m
Leech geodesic: 11.821m
Foot geodesic: 3.980m
Head geodesic: 0.120m
Upper width (MUW): 0.861m
Three-quarter width (MTW): 1.577m
Half width (MHW): 2.655m
Quarter width (MQW): 3.398m
Foot median: 11.460m
ORC Mainsail area: 27.072m?
Surface area: 28.003m?
Clew height: 0.100m
Mast rake: 0.000m

Battens

Position	Length	Roach	Angle	Luff	Leech	Full
81.000%	1.355m	0.371m	72.330?	9.048m	9.529m	Full
61.000%	2.320m	0.484m	72.330?	6.813m	7.176m	Full
42.000%	2.963m	0.400m	72.330?	4.690m	4.941m	Full
21.000%	3.518m	0.230m	72.330?	2.345m	2.470m	Full

Reefing Points

1, Luff: 1.397m ; Leech: 1.439m ; Offset: 0.000m ; Number Eyelets: 3
2, Luff: 2.850m ; Leech: 2.935m ; Offset: 0.000m ; Number Eyelets: 3
3, Luff: 4.414m ; Leech: 4.550m ; Offset: 0.000m ; Number Eyelets: 2

Draft Stripes

1, Luff: 3.688m ; Leech: 3.716m ;
2, Luff: 7.376m ; Leech: 7.580m ;

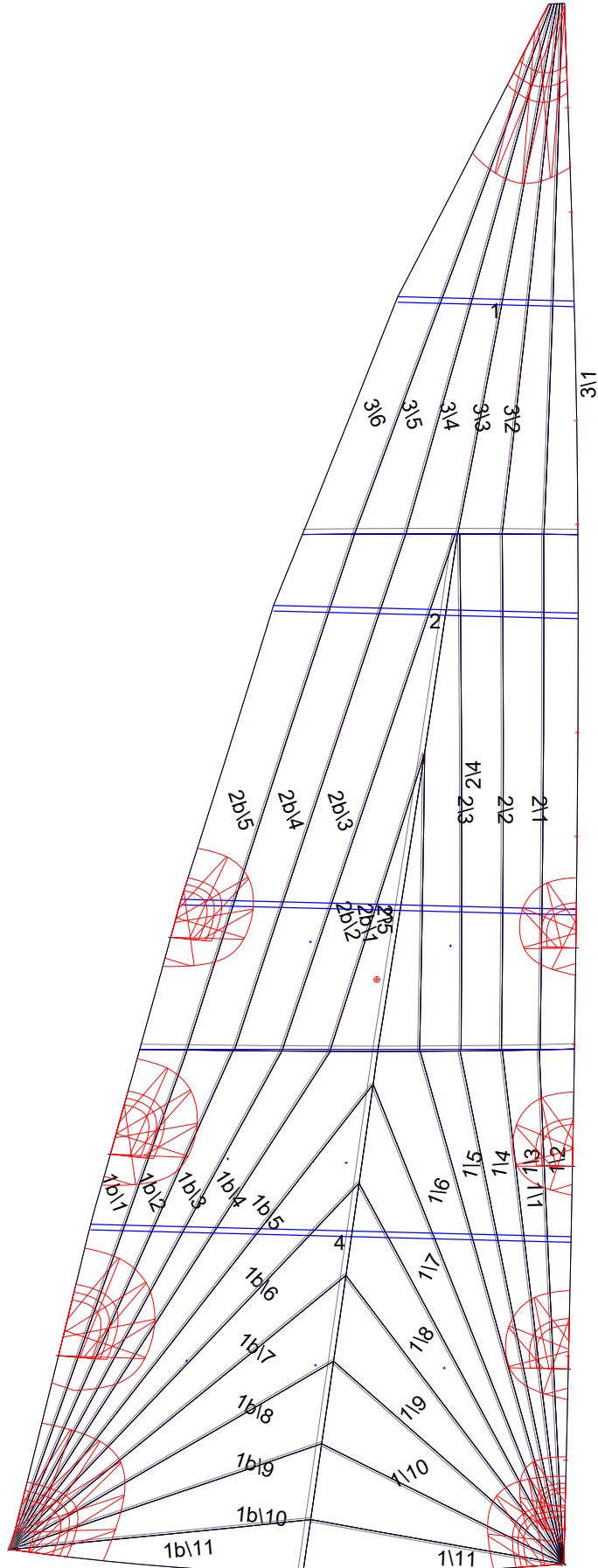
Luff Slides

1, Position: 0.744m
2, Position: 1.488m
3, Position: 2.978m
4, Position: 3.722m
5, Position: 5.212m
6, Position: 5.957m
7, Position: 7.447m
8, Position: 8.192m
9, Position: 9.685m
10, Position: 10.433m

Luff Curve

		Fanned Luff (@ 5.00% [0.198m])	Before BSeam
11.179m,	0.000m	100% (11.180m) :	0.000m
9.786m,	-0.051m	90% (10.063m) :	0.028m
8.384m,	-0.084m	80% (8.944m) :	0.052m
6.708m,	-0.100m	70% (7.826m) :	0.066m
4.836m,	-0.089m	60% (6.708m) :	0.069m
2.795m,	-0.060m	50% (5.590m) :	0.065m
0.000m,	0.000m	40% (4.472m) :	0.056m
		30% (3.354m) :	0.045m
		20% (2.236m) :	0.030m
		10% (1.118m) :	0.014m
		0% (0.000m) :	0.000m

Mainsail: 6001204 Torodd Dehler 29-1 Main V2- 1227.des



Seam Allowances

Zone:	Split	Radial	Cross
Zone: 1/a	0.038m	0.015m	0.038m
Zone: 1/b	0.038m	0.015m	0.038m
Zone: 2/a	0.038m	0.015m	0.038m
Zone: 2/b	0.038m	0.015m	0.038m
Zone: 3	0.038m	0.015m	0.038m

Edge Excesses

Sail:	Luff	Leech	Foot
Sail:	0.000m	0.000m	0.000m

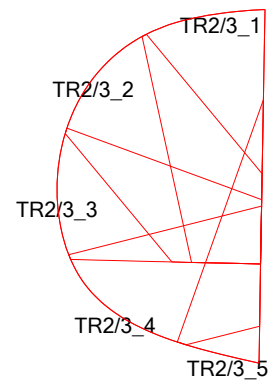
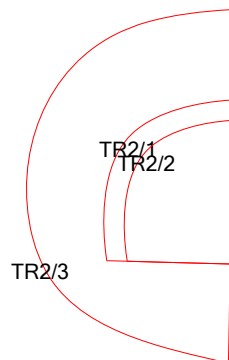
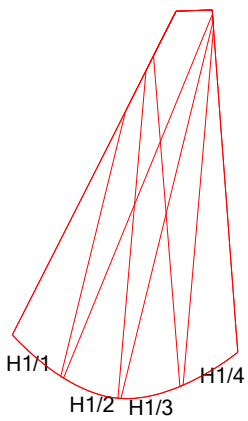
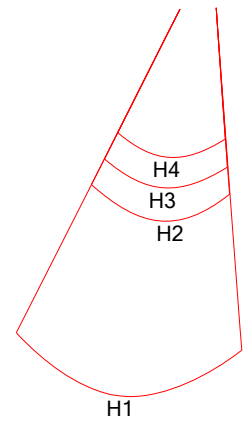
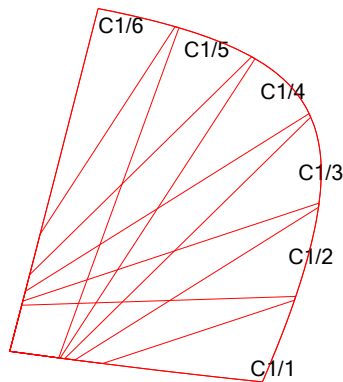
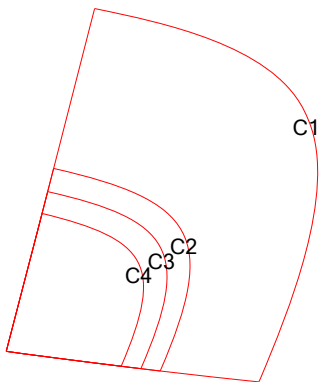
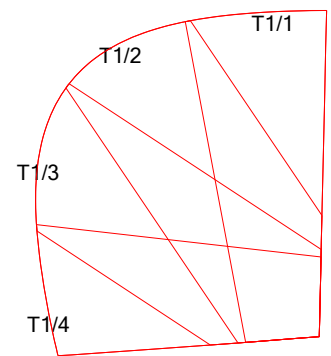
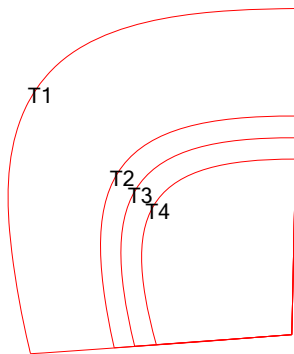
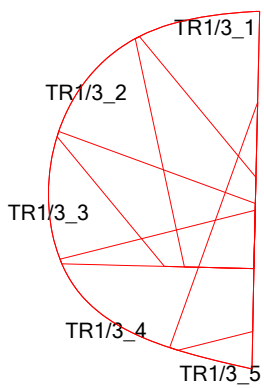
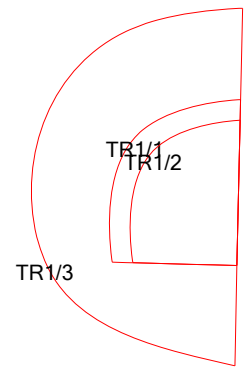
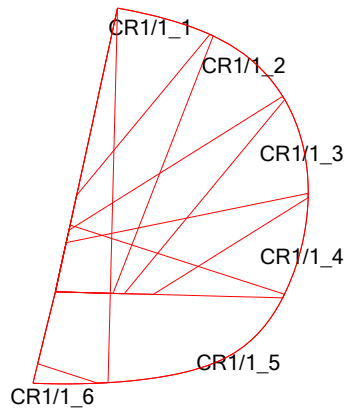
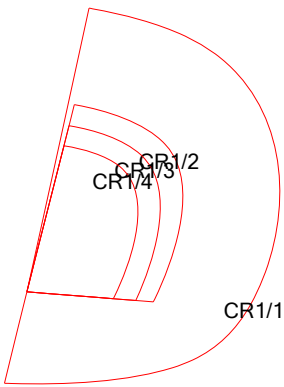
Total Seam Lengths (m)

Horizontal	5.33
Radial/Vertical	112.22
Bi-Radial Split	7.86

Materials

Material	Area (m ²)	Panels
Material 1	28.05	1\1,1\2,1\3,1\4,1\5 1\6,1\7,1\8,1\9,1\10 1\11,1b\1,1b\2,1b\3,1b\4 1b\5,1b\6,1b\7,1b\8,1b\9 1b\10,1b\11,2\1,2\2,2\3 2\4,2\5,2b\1,2b\2,2b\3 2b\4,2b\5,3\1,3\2,3\3 3\4,3\5,3\6

Mainsail: 6001204 Torodd Dehler 29-1 Main V2- 1227.des



Mainsail: 6001204 Torodd Dehler 29-1 Main V2- 1227.des

